

EVOLVE[®] Xany 3 LTE

Elegant room antenna for digital and analog TV reception

INTRODUCTION:

This is a special designed antenna for digital terrestrial TV broadcasting reception. It is the best solution for home reception and digital portable TV reception. The antenna is an active antenna that can be used with TV or Set-top box which supports coaxial cable powering, or using a power adaptor for external powering is supported.

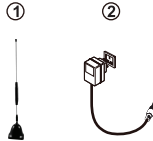
Technical Data:

- Frequency range: VHF 87.5-230MHz, UHF 470-790MHz
- Gain 30 dBi
- Noise figure: ≤ 3.5 dB
- Out impedance: 75Ω
- Power supply: DC 5V 200mA (by power adapter) or DC 5V 40mA via DTV set-top box

Included in Package:

Before start your installation, please check the contents.

1. Antenna main unit
2. Adapter



Product Features:

- SMD circuit technology design
- Stylish and compact size design.
- Shielded for minimum interference
- Built-in high gain and low noise amplifier
- Ideal tube design, extremely space saving.
- Portable for mobile use (camping, boating, etc)
- Powered by DTV set-top box or included separate power adapter.
- Positioning on the table for the best possible reception
- Specially Compatible with HDTV of various digital terrestrial signal (DVB-T, ISDB-T, DMB-T/H, ATSC) and DAB/FM radios.

INSTALLATION:

Note: For the best reception, Please check the following conditions

1. Keep the antenna away from the sources of interference: keep the antenna away from those big power consumption devices, such as air conditioner, elevator, hair dryer and microwave oven...etc.
2. Place the antenna near windows when use the antenna in indoor environment.
3. Install the antenna as high as possible: in digital terrestrial reception, if there are some interceptions between antenna and transmission tower, it will cause the signal loss temporary. So if the antenna is installed as instructed, those interceptions will be reduced.

Installation 1: Powered by AC/DC Adaptor (Fig.1)

Step1. Take out the antenna main unit and accessories from box.

Step2. Connect the coaxial cable with antenna and DTV set-top box or TV (1).

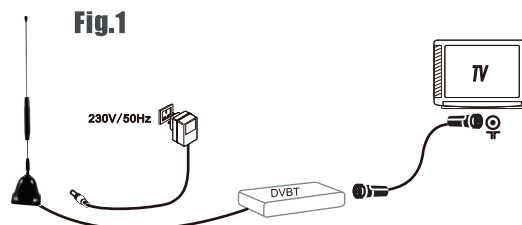
Step3. Connect the DTV set-top box to your TV (2)

Step4. Connect the power adaptor DC output jack to the DC input connector of the antenna, and then plug the AC/DC power adapter into the AC power socket. (3)

Step5. Check the LED on the antenna. If the LED is not lighted on, please go back to **Step4.**

Step6. Adjust the antenna in the best position that can receive digital TV signal. (It is recommended to place the antenna near the window where the digital TV signal comes in.).

Step7. Organize the Coaxial Cable for neat, tidy and safety.



Installation 2: Powered by AC/DC adapter (Fig.2)

Step1. Take out the antenna main unit and accessories from box.

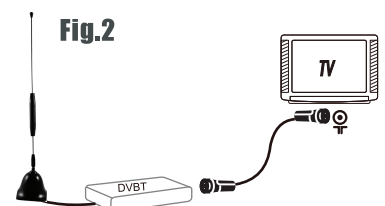
Step2. Connect the coaxial cable with antenna and DTV set-top box or TV (1).

Step3. Connect the DTV set-top box to your TV (2)

Step4. Check the LED on the antenna. If the LED is not lighted on, please go back to **Step4.**

Step5. Adjust the antenna in the best position that can receive digital TV signal. (It is recommended to place the antenna near the window where the digital TV signal comes in.).

Step6. Organize the Coaxial Cable for neat, tidy and safety.



Note: After the installation is finished, you can use your set-top box to check the signal strength and quality. If you can not have a steady picture, please move the antenna to a better reception position. when you find the best Position, please fix it.

EVOLVEO Xany 3 LTE

Elegant room antenna for digital and analog TV reception



Disposal: The symbol of crossed out container on the product, in the literature or on the wrapping means that in the European Union all the electric and electronic products, batteries and accumulators must be placed into the separate salvage after finishing their lifetime. Do not throw these products into the unsorted municipal waste



DECLARATION OF CONFORMITY

Hereby, the company Abacus Electric, s.r.o. declares that the EVOLVEO Xany 3 is in compliance with the requirements of the standards and regulations, relevant for the given type of device.

Find the complete text of Declaration of Conformity at <ftp://ftp.evolveo.com/ce>

Dovozce / Dovožca / Importer / Importőr
Abacus Electric, s.r.o.
Planá 2, 370 01, Czech Republic
Made in China

Výrobce / Výrobca / Manufacturer / Gyártó
Naxya Limited
No.5, 17/F, Strand 50, 50 Bonham Strand, Sheung Wan, Hong Kong

Copyright © Abacus Electric, s.r.o.
www.evolveo.com

All rights reserved.
Design and specification may be changed without prior notice.